



**Moorfields  
Eye Hospital**  
NHS Foundation Trust



# Moorfields Magazine

A magazine for patients, staff,  
members, carers and visitors

## The future of eye care

Spotlight on surgical  
innovations

---

Stem cell therapy and  
AI developments

---

New drug for rare eye  
infection

**Spring 2024**  
[moorfields.nhs.uk](http://moorfields.nhs.uk)





## C O N T E N T S



**Prime Minister  
Rishi Sunak visits  
Moorfields**

**04**

# Moorfields Magazine

Please email [moorfields.foundation@nhs.net](mailto:moorfields.foundation@nhs.net) to register for regular updates from Moorfields

- 3** Welcome from Martin Kuper, chief executive
- 4** Prime Minister Rishi Sunak visits Moorfields
- 5** Shadow Health Secretary visits Moorfields
- 6** Oriel design showcase
- 7** Freedom to speak up
- 8** How artificial intelligence can detect signs of disease
- 11** Blindness from some inherited eye diseases may be caused by gut bacteria
- 12** Opening theatres at Stratford
- 13** Spotlight on surgical sites
- 16** Helping treat blindness caused by chemical attacks
- 18** Developing new treatments
- 20** New partnerships for Moorfields Private Eye Hospital
- 22** Moorfields updates
- 27** Moorfields Eye Charity - Eye to Eye
- 28** Friends of Moorfields - a year of celebration
- 30** Moorfields governors and members

# Welcome from Martin Kuper, chief executive



## Welcome to our spring issue, highlighting our innovations in diagnostic and surgical care across Moorfields.

As construction progresses on Oriel, our new integrated eye health care centre in Camden, we find ourselves looking more towards the future of eye care, and importantly, ensuring that that future is guided by excellence, equity and kindness.

In excellence, we spotlight the fascinating research happening at the hospital. Moorfields and UCL Institute of Ophthalmology are rated the number one institution for research into eye care in the world and together we are driving innovation in the field of ophthalmology. Our team of researchers developed the first artificial intelligence foundational model in eye care, a development so significant that the Prime Minister visited Moorfields to learn more about it.

In equity, we are shining a light on our surgical teams across the Moorfields network and show the many ways we are able to offer eye care to patients in different communities across London and Bedford. From reducing waiting times, to offering more accessible care closer to home, we are constantly evolving to meet the needs of our patients. You can read more about this in our feature on our newest surgical hub in Stratford.

And in kindness, we are heartened to share the stories of two of our patients, Mohammed, and Robert, who were both sadly the victim of chemical attacks. Having been treated over the course of many months, with cutting-edge stem cell therapy, they have both restored some sight.

I am also happy to share some of the accolades and achievements of our staff, particularly Dr Roxanne Crosby-Nwaobi, who has endeavoured to increase diversity in clinical trials to boost research outcomes for all.

I am proud to lead such an inspiring and dedicated team who put patient care at the heart of everything they do. I hope you enjoy reading about our team and the work they're doing to continue to deliver the best in care.

Martin Kuper,  
chief executive



# Prime Minister Rishi Sunak visits Moorfields

Prime Minister Rishi Sunak visited Moorfields Eye Hospital to learn about the research being carried out into artificial intelligence (AI) by Moorfields and UCL Institute of Ophthalmology (IoO) researchers.

Martin Kuper, chief executive and Laura Wade-Gery, chair, welcomed the Prime Minister to the hospital, and spoke to him about the importance of safely and securely handling NHS patient data for research, and how Moorfields continues to reinvest in the INSIGHT hub programme, which has built the world's largest database of eye images linked to clinical data.

"We were pleased to

welcome Prime Minister Rishi Sunak to Moorfields, to understand our work to date and future ambitions," said Martin Kuper. "We are proud to showcase the hard work of our staff and outline our ambition to use technology to support as many patients as possible and provide excellent specialist care at increasing scale."

Dr Siegfried Wagner, vitreoretinal fellow at Moorfields and senior research fellow at UCL IoO, along with INSIGHT colleague Dr Xiao Liu, joint lead of the AI and Digital Health Research and Policy Group at University Hospitals Birmingham/ University of Birmingham, demonstrated for the Prime Minister how an optical coherence tomography

(OCT) machine can take a cross-section of the retina (the back of the eye) in incredible detail, which can be analysed by an AI algorithm to identify markers of certain diseases.

Mr Sunak also met Sheila Adam, director of nursing and allied professionals, Adam Mapani, nurse consultant, and Christos Tsounis, head of nursing, who talked to the Prime Minister about training nurses and allied health professionals to carry out intravitreal (inside the eye) injections, which has led to entirely nurse-led intravitreal injection clinics across the UK, ensuring patients receive the vital injections they need on time.



[A video of the Prime Minister meeting staff at Moorfields is available to watch.](#)



Picture by Simon Walker / No 10 Downing Street

# Shadow Health Secretary, Wes Streeting MP, visits Moorfields

Wes Streeting, Labour MP for Ilford North and Shadow Secretary of State for Health and Social Care, also visited Moorfields to learn about our research into using artificial intelligence (AI) for healthcare and our ongoing efforts to improve eye care pathways.

Mr Streeting met with Laura Wade-Gery, chair, Martin Kuper, chief executive and Louisa Wickham, medical director, to discuss how we are improving national pathways for eye care, and to learn about Oriol, our collaboration with UCL Institute of Ophthalmology and Moorfields Eye Charity to develop a new centre for eye care, research and education at St Pancras.

The Shadow Health Secretary then visited our A&E department to meet Gordon Hay, clinical director for A&E/urgent care, and learn about how we integrated virtual consultations into

services, with a demonstration with our virtual A&E platform.

Pete Thomas, director of digital development, shared more on the single point of access, a new referral pathway for community optometrists across North Central London and North East London, hosted at Moorfields.

Mr Streeting also visited our medical retina diagnostic hub to learn more about how we have sped up access to testing and saw first-hand how streamlined our diagnostic tests are.

Finally, he met with Pearse Keane, consultant ophthalmologist, and Eden Ruffell, honorary research fellow, to learn about our research into developing AI tools to detect markers of disease using retinal scans, and how patient data to the tune of millions of eye



scans from the NHS can be handled safely for research and development.

This research builds on the INSIGHT Health Data Research Hub Programme which has developed the world's largest database of eye images with linked clinical data. INSIGHT developed a safe and secure approach to the use of NHS patient data to advance research in the interest of benefiting patients and the wider society.



[You can visit the INSIGHT website here](#)

# Oriel design showcase



Oriel is a joint initiative between Moorfields Eye Hospital, the UCL Institute of Ophthalmology and Moorfields Eye Charity, that will move services from the current sites in Islington to a new integrated centre in Camden in 2027.

In March, we held a three-day Oriel design showcase at the Moorfields education hub in Ebenezer Street. More than 700 visitors attended to learn about the interior design for our new centre for advancing eye health.

The showcase was an in-person opportunity to view the designs for our new centre, feel tactile models and building materials, watch fly-through animations of parts of the buildings, and share reflections. Design and accessibility experts were on hand at the showcase to answer questions and explain the building's design principles.

We would like to thank all of our attendees, who included Moorfields, UCL IoO and Moorfields Eye Charity colleagues, patients,

students, volunteers, donors, stakeholders, local residents and members of the public. If you missed the showcase or would

like more information about our new centre for eye care, research and education, please visit [oriel-london.org.uk](http://oriel-london.org.uk).



Philanthropy is key to us realising this global centre for advancing eye health. Moorfields Eye Charity is working on a fundraising campaign to support Oriel. Thank you to donors who have committed their support to date, we're immensely grateful. The charity looks forward to speaking with individuals

interested in supporting our plans.

If you'd like to find out more, please get in touch with Rachel Jones on 020 7521 4610 or email [rachel.jones310@nhs.net](mailto:rachel.jones310@nhs.net)



# New, improved freedom to speak up service implemented at Moorfields

At Moorfields, we value everyone's voice. The Moorfields board and executive team consider freedom to speak up to be one of the key priorities in delivering an equitable, kind and excellent organisational culture.

We welcome speaking up and we will listen. By speaking up at work you will be playing a vital role in helping us to keep improving our services for all patients and the working environment for our staff.

We've reviewed our FTSU service over the past year or so, incorporating feedback along the way, and we have taken several actions to make improvements so we can best support our staff to speak up.

Colleagues have access to five FTSU guardians to raise concerns about anything that gets in the way of doing a great job.

Our FTSU guardians can be contacted via our new dedicated online platform, face-to-face, via email, or phone.

As part of our improvements, we have also appointed a dedicated lead guardian, Princess Cole, to the trust whose role is to oversee and coordinate the service. Our new dedicated online platform, WorkInConfidence, is quick, easy to use, safe and resolution based, and it can be tailored to individual's needs. The platform is completely anonymous and can be accessed 24 hours a day, 7 days a week.

Freedom to speak up is an important mechanism for elevating employee voice and ensuring a safe and supportive environment for our staff to raise concerns and give feedback, and we



Making **Freedom to Speak Up** business as usual.

continue to work together with colleagues across our organisation to ensure these improvements are embedded through everyday support for our staff and teams.



**Princess Cole,**  
lead FTSU guardian



# Artificial intelligence developments at Moorfields

Moorfields and UCL Institute of Ophthalmology (IoO) researchers have identified markers of Parkinson's disease in eye scans. The study was the largest to date on retinal imaging in Parkinson's, and was published in [Neurology](#), the medical journal of the American Academy of Neurology.

The team, led by Dr Siegfried Wagner and Professor Pearse Keane, looked at eye scans from two large anonymised datasets and, with the help of an artificial intelligence (AI) tool, were able to identify subtle markers of Parkinson's that presented on average, seven years before diagnosis.

Dr Wagner, clinical

research fellow at Moorfields and UCL IoO researcher, added: "I continue to be amazed by what we can discover through eye scans. While we are not yet ready to predict whether an individual will develop Parkinson's, we hope that this method could soon become a pre-screening tool for people at risk of



## RESEARCH AT MOORFIELDS

disease. Finding signs of several diseases before symptoms emerge means that, in the future, people could have the time to make lifestyle changes to prevent some conditions arising, and clinicians could delay the onset and impact of life-changing neurodegenerative disorders.”

Miss Louisa Wickham, medical director at Moorfields and national director of eye care for NHS England, said “Increasing imaging across a wider population will have a huge impact on public health in the future, and will eventually lead to predictive analysis. Eye scans are more scalable, non-invasive, lower cost and quicker than brain scans for this purpose.”

This work has involved collaboration between the INSIGHT Hub Programme, the NIHR (National Institute of Health and Social Care) Biomedical Research Centres at Moorfields, University Hospital Birmingham, Great Ormond Street Hospital, Oxford University Hospital, University College Hospital London and UCL Great Ormond Street Institute of Child Health.

Further to this work in using anonymised data from eye scans to identify other conditions, or “oculomics”, Moorfields and UCL IoO have developed an AI system that has the potential to not only identify sight-threatening eye diseases but other health conditions, including heart failure and stroke.

RETFound is the first AI foundational model in eye care – a foundational model being a very large, complex AI system, trained on huge amounts of data, which can then be taught to carry out a diverse range of subsequent tasks. It consistently outperforms existing AI systems across a range of complex clinical tasks, and addresses a significant shortcoming of many current systems by working well in

diverse populations, and in patients with rare disease.

Yukun Zhou, lead author, says: “By training RETFound with datasets representing the ethnic diversity of London, we have developed a valuable base for

“

**I continue to be amazed by what we can discover through eye scans. While we are not yet ready to predict whether an individual will develop Parkinson’s, we hope that this method could soon become a pre-screening tool for people at risk of disease.**

”

Dr Siegfried Wagner



## RESEARCH AT MOORFIELDS

researchers worldwide to build their systems in healthcare applications such as ocular disease diagnosis and systemic disease prediction.”

Professor Keane, senior author, and consultant ophthalmologist at Moorfields, said: “This is another big step towards using AI to reinvent the eye examination for the 21st century, both in the UK and globally. We show several exemplar conditions where RETFound can be used, but it has the potential to be developed further for hundreds of other sight-threatening eye diseases that we haven’t yet explored.

“If the UK can combine high quality clinical data from the NHS, with top computer science expertise from its universities, it has the true potential to be a world leader in AI-enabled healthcare. We believe that our work provides a template for how this can be done.”

The research team has made the model open source for use on GitHub, to act as a cornerstone for global efforts to detect and treat blindness using AI. Researchers worldwide have been using RETFound in their



novel investigations into eye diseases.

RETFound was trained with a curated dataset of 1.6 million images from Moorfields, using AI tools and infrastructure provided by INSIGHT. The project was a collaboration between


NIHR Moorfields, UCLH and NIHR Birmingham Biomedical Research Centres and brought together the Computer Science and Engineering teams at UCL. The work has been published in [Nature](#).

“

**Increasing imaging across a wider population will have a huge impact on public health in the future, and will eventually lead to predictive analysis. Eye scans are more scalable, non-invasive, lower cost and quicker than brain scans for this purpose.**

”

Louisa Wickham



# Blindness from some inherited eye diseases may be caused by gut bacteria

Sight loss in certain inherited eye diseases may be caused by gut bacteria, and is potentially treatable by antimicrobials, finds a new study co-led by a UCL and Moorfields researcher.

The international study observed in vivo that in eyes with sight loss caused by a particular genetic mutation, gut bacteria were found within the damaged areas of the eye.

The researchers were investigating the impact of the CRB1 gene, known to be expressed in the back of the eye. They discovered the CRB1 gene is key to controlling the integrity of the lower gastrointestinal tract, regulating what passes between the gut and the body.

The authors of the new paper, published in *Cell* and led by researchers from Zhongshan Ophthalmic Center, Sun Yat-sen University, China, working with Moorfields and UCL IoO, say their findings suggest that the genetic mutation may relax the body's defences, thus allowing harmful bacteria to reach the eye and cause blindness.

Professor Richard Lee, co-lead author said: "We found an unexpected link between the gut and the eye, which might be the cause of blindness in some patients.

"Our findings could have huge implications for transforming treatment for CRB1-associated eye diseases. We hope to continue this research in clinical studies to confirm if this mechanism is indeed the cause of blindness in people, and whether treatments targeting bacteria could prevent blindness.

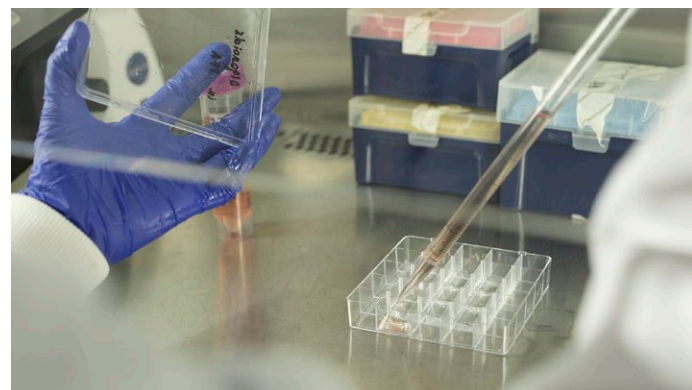
"Additionally, as we have revealed an entirely novel mechanism linking retinal degeneration to the gut, our findings may have implications for a broader spectrum of

eye conditions, which we hope to continue to explore with further studies.

Crucially, treating these bacteria with antimicrobial agents, such as antibiotics, was able to prevent sight loss in vivo even though it did not rebuild the affected cell barriers in the eye. Future work will investigate whether this mechanism and potential treatment applies in humans.



[You can read the published paper in \*Cell\* here](#)



# Moorfields at Stratford delivering surgery

**Moorfields at Stratford delivers surgical care to patients.**

The hub provides eye care services to patients across east and north-east London. With its new operating theatres, the hub brings together a range of diagnostic, consultant-led outpatient, and surgical eye care services under one roof.

Stratford is our second largest standalone site (after City Road) and will provide around 70,000 appointments per year.

## **All services under one roof**

Bringing everything together in one central place enables us to offer more comprehensive support services, including a low vision clinic, a specialist pharmacy, and access to our eye clinic liaison officers (ECLOs) who offer emotional and practical support for those facing sight loss.

We were able to open our new hub at Stratford thanks to additional funding from



NHS England's Target Investment Fund.

By moving to a larger site, we have been able to increase our capacity and reduce outpatient and surgery waiting lists. Diagnostic appointments now typically take 45 minutes instead of the two hours patients previously had to wait.

One of the first patients in for surgery was Maria Mbonye, who had come in for cataract surgery. Maria said: "I am really happy to be one of the

first patients in for surgery today. It's fantastic! Everything has been very smooth and the staff have taken such good care of me. The journey in was very easy, too, and this is a much better location for me as it's much closer to home."

“

**I am really happy to be one of the first patients in for surgery today. It's fantastic!**

”

# Spotlight on surgical sites

Surgery is used in many forms of eye care, and is crucial for treating conditions such as cataracts or retinal detachments.

Moorfields offers surgery at nine of our network sites across London and Bedford, including Moorfields at Stratford, Moorfields Eye Centre at Ealing Hospital, Moorfields Eye Centre at St George's Hospital, Moorfields Eye Centre at Bedford Hospital, and at our main site, Moorfields at City Road.

We met with staff across these sites to learn more about the work our surgical teams do, and how we continue to innovate in this area of eye care.



## Leila Hosseini

General Manager – Theatres and Anaesthetics

Moorfields Eye Hospital, City Road



I joined Moorfields in spring 2023 after five years at Guy's and St Thomas's, where I served as deputy general manager for theatres, anaesthetics and perioperative medicine.

My role at Moorfields involves shaping theatre strategy, overseeing staff and facilities, strategic planning for surgical excellence, and managing day-to-day changes in theatres. I initiated a monthly theatre operational group across nine surgical sites to improve performance, share learnings, and prioritize the anaesthetic workforce strategy.

Currently, we're working on surgical hub accreditation for City Road and St. Ann sites and developing innovative ideas to enhance the surgical experience for patients and staff.



## SPOTLIGHT ON SURGERY



### **Maria (Armi) Geremia**

Theatre manager

**Moorfields Eye Centre at  
St George's Hospital**



Many patients with comorbidities or complications that first go through City Road often end up coming to our theatres for operations. If patients have cardiac problems, or require dialysis, for example, we can offer more support for those conditions by having the general hospital here.

We have a new project in our theatres that we're very excited for. A new surgical intervention, OOKP (osteo-odonto-keratoprosthesis), or "tooth in eye" surgery, which will be delivered by Mr Alfonso Vasquez-Perez and his team.

It is a highly specialised procedure that uses part of the patient's own tooth to support an artificial cornea to treat patients who have late-stage corneal blindness but cannot have a cornea transplant. It is very interesting and will help restore sight in those patients who cannot have conventional surgery.



### **Florina Mocanu**

Healthcare assistant

**Moorfields Eye Centre  
at Bedford Hospital**



Our services at Bedford North Wing moved to join our existing services at South Wing recently. It has been a very big task for us and our patients, but as a team we managed to work together to iron out the small problems and help each other bring everything together in the best way we could.

I am involved in the monthly WHO surgical safety checklist audit, which gives me a chance to evaluate and look into the processes that are put in place. We make sure that we are all following the guidelines and auditing is a great way to expose any steps that have been missed and may need to be corrected as a team for the better of our patients' safety.

We do a debrief after all surgical sessions to keep us safe and discuss any issues that may have arisen for best practice, learning, communicating and improving not just as one, but all of us.



## SPOTLIGHT ON SURGERY



### Jonathan Clarke

Consultant ophthalmologist

Moorfields at Stratford



The surgical hub at Stratford is unique in many ways. It was developed from the top floor of an office building, although you would never know this now. We have a new technology called “surgicubes” that replace the old operating room ventilation system. This means we do not have to have the large airflow systems that a traditional theatre would have and the cost this incurs.

Stratford is our only surgical site in the North East Integrated Care System (ICS) and replaced the theatre at Mile End that was lost when closed in 2019. Our patients do not need to travel across London to have their surgery now, so it’s a huge benefit to them.



### Su-yin Koay

Consultant ophthalmic surgeon

Moorfields Eye Centre at Ealing Hospital



We are a small but close-knit team in Ealing, which is great as we work with the same team on each operating list. I think people may be surprised to know that most eye surgery is done under local anaesthetic, where the patient is awake throughout. Given the precision involved with the surgery (the average eyeball is 24mm long), we do rely on patients to keep as still as they can during the surgery.

I choose to play music when operating, which works wonders and helps the patients feel a lot more at ease. I still remember a young patient who was very anxious despite receiving intravenous sedation: we played some of his favourite songs which helped him relax and he managed beautifully during the surgery. He later told us that it was a rather enjoyable experience!





# Taking a look at the cornea

The cornea is the clear window on the front of your eye, helping to protect it, and refracting light to help your eyes focus. While small scratches usually heal on their own, severe damage can be caused by disease, injury or infection, and lead to sight loss.

.....

Mr Sajjad Ahmad is a consultant ophthalmic surgeon at Moorfields. As a specialist in cornea, external eye disease and cataracts, he has pioneered many first-in-human and first-in-eye clinical research trials and even helped to provide expertise to refugees with cornea injuries caused from chemical warfare.

## **Treating chemical attacks with stem cell therapy**

Two Moorfields patients, Robert and Mohammed, were featured on BBC One's The One Show to share their experience of care at Moorfields. The two patients, both victims of separate chemical attacks, had been receiving sight-restoring stem cell therapy under

the care of Sajjad and his team.

Both men sadly lost their sight in one eye due to the attacks. Robert, a farmer, was attacked during a burglary. Mohammed, a taxi driver and father of five, was unable to work any longer following his attack by a passenger.

Sajjad and his team have been carrying out this stem cell therapy at



## TAKING A LOOK AT THE CORNEA

Moorfields for several years now, to help restore sight to patients who have lost sight in one eye due to chemical injuries.

The procedure involves taking a very small sample of stem cells from the healthy, working eye, which is transported to a lab and cultivated to grow healthy cells.

This process can take up to a couple months, but once complete, this new “patch” of cells is transported back to the hospital so it can be implanted into the patient’s damaged eye once the scarred or damage tissue has been removed.

If the implant is successful, eventually the patient can then undergo a corneal transplant to restore their sight.

Happily, following their treatment, both Robert and Mohammed have been able to regain sight in their affected eye.

“  
**The procedure involves taking a very small sample of stem cells from the healthy, working eye, which is transported to a lab and cultivated to grow healthy cells.**  
”



(top) Robert being interviewed (middle) Mohammed going into surgery (bottom) Sajjad Ahmad and theatre team, about to operate

# Effective treatment for rare sight-threatening infection

A new trial led by Professor John Dart, consultant ophthalmologist at Moorfields, has found an effective drug candidate, polyhexanide, in treating rare eye infection *Acanthamoeba keratitis* (AK).

AK is one type of microbial keratitis (corneal infection) – a condition that results in inflammation of the cornea (the clear protective outer layer of the eye). It is relatively uncommon, affecting about one in 37,000 contact lens wearers per year in the UK, but it is responsible for approximately half the cases of sight loss in that group.

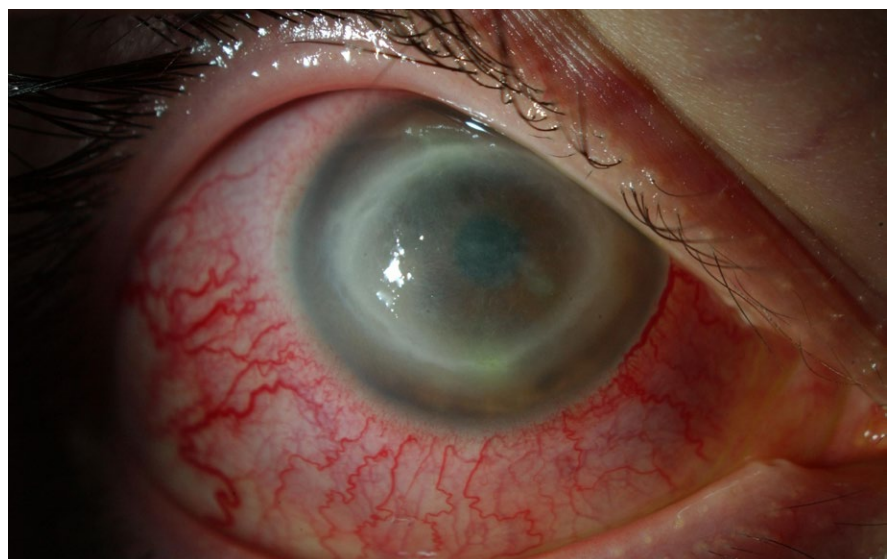
Contact lens wearers face an increased risk of the disease; a UCL and Moorfields team recently

found that people who wear reusable contact lenses face nearly four times the risk of those wearing daily disposables, while showering with lenses in and wearing lenses overnight also each raised the risk by more than threefold.

Professor Dart said: “Polyhexanide is an effective and widely

recommended unlicensed therapy, but many clinicians have trouble accessing it, mistakes in formulation can sometimes lead to poor results, and the lack of a proven treatment protocol has resulted in wide variations in how the drug is used and in treatment outcomes. We hope that our new

A severe case of AK



## DEVELOPING NEW TREATMENTS

robust findings with polihexanide will be a game changer for AK treatment, by improving access and the consistency of treatment, addressing currently unmet patient needs.”

The study involved the analysis of 127 people being treated for AK at six hospitals across Europe (in England, Italy and Poland). All trials were sponsored and funded by Italian pharmaceutical company SIFI, with partial co-funding by the European Commission.


“

**We hope that our new robust findings with polihexanide will be a game changer for AK treatment, by improving access and the consistency of treatment, addressing currently unmet patient needs.**

”

Professor  
John Dart





# New partnerships for Moorfields Private Eye Hospital



Moorfields Private Eye Hospital has not only joined a new eye care partnership with the Cleveland Clinic London but has teamed up with four other London specialist hospitals to offer a comprehensive range of private healthcare to patients.

## Moorfields Private at Cleveland Clinic opens its doors

Cleveland Clinic London has opened a new outpatient centre at 55 Moorgate, with Moorfields Private Eye Hospital delivering eye care services.

The partnership launched with a Rapid Access and

Urgent Care clinic offering same and next day appointments for patients experiencing urgent eye symptoms such as an unexplained sudden change in vision, trauma, a suspected infection, or eye discomfort such as dry eye, pain, redness or swelling. Specialist ophthalmology clinics will follow later in 2024.

Mark Bounds, interim director of private care at Moorfields, said: "We are delighted to be a part of Cleveland Clinic London's new development, which gives us the chance to offer our world-leading eye care to patients closer to where they work."

Lindsey Condron, chief of operations for Cleveland Clinic London, "Cleveland

## MOORFIELDS PRIVATE

Clinic London is delighted to be partnering with such a highly regarded ophthalmology provider in Moorfields. This partnership will enable our patients to have seamless access to world-class care in our state-of-the-art outpatient centre located in the heart of the City of London.”

### London Specialist Hospitals launches

London Specialist Hospitals is a partnership between Moorfields Private Eye Hospital, Royal Brompton & Harefield Hospitals Specialist Care, The Royal Marsden Private Care, Great Ormond Street Hospital for Children, and Royal National Orthopaedic Hospital.

This collaboration offers innovative treatments for cardiology and respiratory conditions, cancer, ophthalmology, orthopaedics, spinal neurosurgery and nerve injuries and paediatrics.

By working in partnership, London Specialist Hospitals offer patients access to world-leading experts in their respective fields, combined with shared expertise welcoming international patients. Each hospital is home to some of the world’s

leading researchers, ensuring patients are offered the latest drug treatments, surgical techniques and care supported with state-of-the-art equipment.

Mark Bounds, interim director of private care at Moorfields, said: “This collaboration

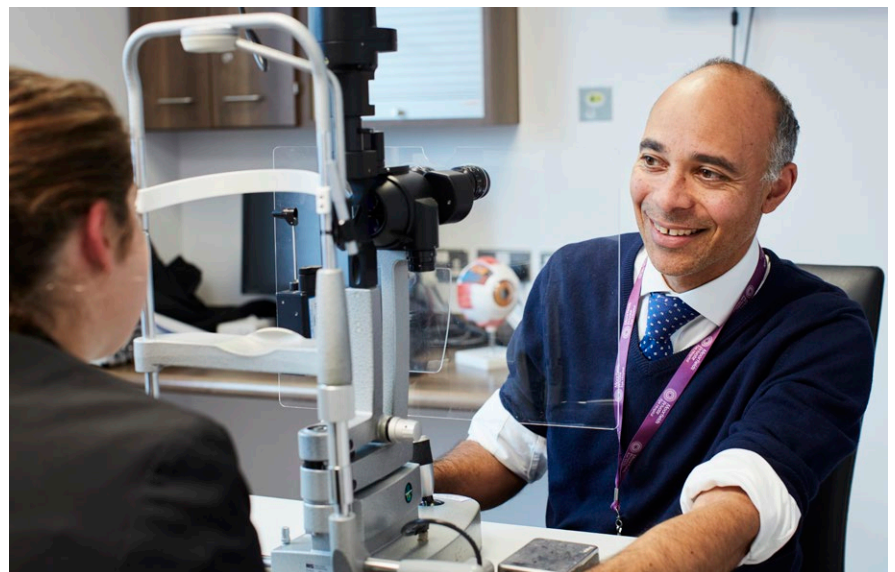
demonstrates the value of NHS private patient units working together to deliver the highest quality healthcare to patients from the UK and internationally, with all the financial surplus generated reinvested into NHS services for the benefit of all patients.”

“

**This partnership will enable our patients to have seamless access to world-class care in our state-of-the-art outpatient centre located in the heart of the City of London.**

”

Lindsey Condron, chief of operations for Cleveland Clinic London



Those looking to get more information about the partnership and how to book treatment with any of the partner hospitals can visit [londonspecialisthospitals.com](https://londonspecialisthospitals.com)

All financial surplus generated by Moorfields Private is reinvested into Moorfields Eye Hospital NHS Foundation Trust.



# Moorfields continues on its Pathway to Excellence

Moorfields nurses travelled to the Pathway to Excellence conference in Chicago, after Moorfields became the first specialist trust in the UK to achieve Pathway Designated status.

Accredited by the American Nurses Credentialing Center (ANCC), the Moorfields team was invited to join nurses from around the world to discuss how they are using the six standards of the Pathway programme to improve

the delivery of care to patients now and in the future.

Pathway leads nurses Mary Masih and Carmel Brookes said: “The conference gave us the opportunity to network with nurses from diverse

backgrounds, to share and learn from best practice, and also the chance to celebrate three years of hard work by our team to achieve this accreditation for the trust.”

Sheila Adam, chief nurse, was also in attendance at

“

**This award will play a significant role in increasing our efforts in future recruitment of international healthcare professionals, as well as in supporting our nurses in their professional career.**

”

## MOORFIELDS UPDATES

the conference, alongside nurses Lissa Devasia, and Raquel Villanueva, who won a competition to attend the event.

The six standards of the programme that are now embedded across teams are: health and wellbeing, shared decision-making, quality, safety, professional development, and leadership. The programme also provides professional development opportunities for nurses and all staff and increases staff well-being and morale.

**Moorfields has also been awarded the NHS Pastoral Care Quality Award**, for our ongoing commitment to providing best practice pastoral support to internationally educated nurses.

The NHS Pastoral Care Quality Award scheme is helping to standardise the quality and delivery of pastoral care for internationally educated nurses and midwives across England to ensure they receive high-quality support.

Ahmed Waiss Taraki, recruitment and pastoral care lead and operational lead for international



recruitment, said: “We are pleased to achieve this award as every member of the international recruitment team has worked hard to make the transition stage for all internationally recruited nurses as smooth as possible. This award will play a significant role in increasing our efforts in future recruitment of international healthcare professionals, as well as in supporting our nurses in their professional career.”

Sheila Adam, chief nurse, added: “This award is an important acknowledgement that our excellent pastoral care has been instrumental in making the transition process smoother and easier for our internationally educated nurses. It is particularly



reflective of the all-around holistic needs of individuals – be these physical, mental well-being, or developmental in nature.

# Eye Envoys receive Nursing Times Award

Moorfields' Eye Envoy programme has won the Care of Older People award at the Nursing Times Awards 2023 ceremony.

Eye Envoys was devised as a training programme by Moorfields nurses to upskill local community teams in care homes to improve service delivery, decision-making, risk management and supervisory capacity all in respects to eyecare.

The programme was

delivered over three days to 24 local care home nurses from across eight north London care homes, with a reach of 614 care home residents. Post-programme assessments noted significant improvement in the participants' knowledge of eye care.

The concept and programme was planned and delivered by senior nurses Dr Roxanne Crosby-Nwaobi, lead nurse for research, and

Tendai Gwenhure, clinical tutor and programme lead for UCL Clinical Ophthalmic Practice Programmes. They were kindly supported by Moorfields staff: nurse consultants Yvonne Kana, and Dr Nicola Dunlop, eye clinic liaison officer (ECLO) Julia Smythe, advanced emergency nurse practitioner Grace Eni, and Subhash Suthar, an external clinical and therapeutic applications specialist.







# Awards & accolades



Dr Roxanne Crosby-Nwaobi, lead nurse for research at Moorfields, has been honoured with numerous awards this year recognising her ongoing campaign to increase diversity in clinical trials.

She was named Nurse Researcher of the Year at the RCN Nursing Awards 2023 and won the Clinical Research and Education award at the Zenith Global Health Awards.

Underserved communities,

minor ethnic groups and people from socioeconomically deprived areas are traditionally poorly represented in clinical trials. In response, Roxanne has been leading a campaign to raise awareness of opportunities to take part in research among underserved communities. By making underserved communities more represented, it not only improves their outcomes, but the overall effectiveness of new

treatments in a wider, more diverse population.

She was also awarded Digital Practice of the Future by Nursing Times Digital for her proposal for a hospital-driven medication reminder app. The app is intended to deliver precise reminders tailored to each patient's unique schedule, offer simple language explanations, and be viewable in a patient's preferred language for accessibility.



## Moorfields' Stars 2024

Nominations for Moorfields' Stars 2024 are now open. Supported by Moorfields Eye Charity, our annual awards recognise and celebrate staff and volunteers across the trust and Moorfields Private,

who have gone above and beyond to support patients and fellow colleagues. To find out how you can make a nomination, [visit here](#).



# Revolutionising eye health

Moorfields Eye Charity's innovation and improvement grants fund projects which do things differently or do new things to make positive change, leading to improvements that will benefit Moorfields, its patients, and wider health care services.

The grants scheme enables staff to develop and test novel ideas. The charity is proud to fund innovation projects which are having an impact, such as a new smartpatch which is being tested for amblyopia treatment.

Dr Annegret Dahlmann-Noor's study is testing out a prototype for a smartpatch and feedback system to measure and display wear-time during amblyopia treatment. The smartpatch is designed to communicate with a mobile phone app and aims to improve outcomes for patients.

Working with Dr Peter Thomas, the charity is also funding a position for a fellow in digital medicine to lead digital innovation projects including at-home vision monitoring for patients with macular disease and scaled delivery of video consultation services.

**Annegret  
Dahlmann-Noor**



**Moorfields  
Eye Charity**

Thank you to everyone who supports Moorfields Eye Charity and makes their vital work possible - you're helping to advance research and innovation at Moorfields and UCL Institute of Ophthalmology (IoO) and change the lives of people with sight loss.

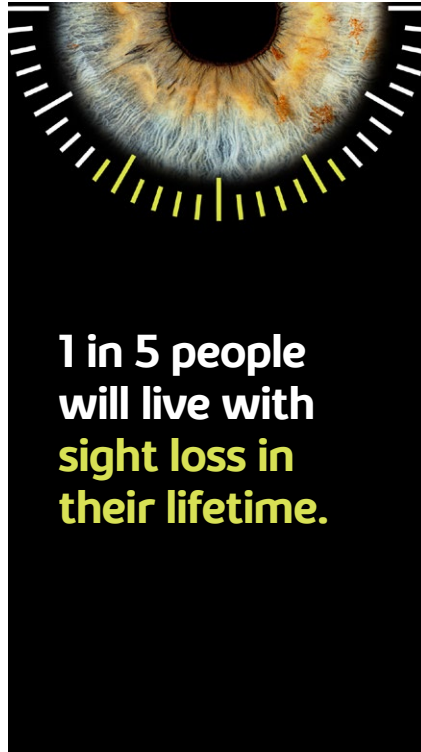


The charity's innovation grants create opportunities to push the boundaries. See their website for details: [moorfieldseyecharity.org.uk/innovation-grants](https://moorfieldseyecharity.org.uk/innovation-grants)

# Eye to Eye in June 2024

Moorfields Eye Charity's 10th annual fundraising walk, Eye to Eye is returning on Sunday 23 June 2024. Join us to celebrate and have a fantastic family friendly day out.

It's a great opportunity to come together with friends and family and the Moorfields community: patients, staff at the hospital, and researchers all walking to raise money to support the essential and life-changing work of Moorfields and UCL IoO.



This year, there are more route options - you can choose to take on one, five or fifteen miles exploring the historic streets and parks of London with a street party start and end point near our City Road hospital.

Children under 16 walk for free.

Your fundraising will support innovation in research and patient care, and educate future eye specialists.


## Get your trainers on and sign up to be part of #TeamMoorfields.

You can visit [moorfieldseyecharity.org.uk/eye-to-eye](https://moorfieldseyecharity.org.uk/eye-to-eye)

More information and to book your place or call us on 020 7566 2565



# A year of celebration



In 2023, Friends of Moorfields marked their 60th anniversary. As part of their year of celebrations, the team reflected on their years of service but also looked ahead to the next 60 years.

Their annual conference, themed 'the Future of Eye Care', welcomed speakers from across the trust to explore the latest research developments in eye care, and new ideas on how to improve patients' experiences. With over 100 guests in attendance, the day was aimed at patients and their families and carers, helping them

to stay informed on innovations that could transform their future care.

"The event was a great success, and the perfect way to wrap up our 60th anniversary year," said Angela Smith, chief executive of Friends of Moorfields. "We're incredibly grateful to have received so much support from around the trust, including from those who joined us on the day to give presentations or to talk to attendees between sessions, but also from teams around the hospital who helped us to organise and promote this event.

Eye care at Moorfields has a bright future and we're delighted to have a role in bringing that future to life."



If you are interested in volunteering for Friends of Moorfields, visit [friendsofmoorfields.org.uk](https://www.friendsofmoorfields.org.uk)



“

**We've seen how positive the outcomes are, and now we want to offer this opportunity to more volunteers to increase that impact, both for the volunteers themselves and for Moorfields and the wider NHS.**

”



## Supporting volunteers of today to become the healthcare workers of tomorrow

Friends of Moorfields first launched “Volunteer to Career” in 2022 with support from HelpForce and Health Education England. The project gives volunteers the opportunity to do tailored placements around the trust and receive support and training, gaining valuable skills and hands-on experience to help them to decide whether a career in the NHS could be right for them.

The initial cohort of 24 volunteers have now completed the programme, and an

evaluation found 100% maintained or increased their level of interest in an NHS or social care career, and 77% maintained or increased their confidence in their career ambitions over the course of the programme.

Ten of these volunteers have also secured further education or training related to health and care. A further 11 have already found paid roles and begun their careers in the NHS, four of whom have stayed with us at Moorfields.

“With this initial phase of the project complete, we’re looking to the future,” said Sabina Uddin, health information

hub manager. “We’ve seen how positive the outcomes are, and now we want to offer this opportunity to more volunteers to increase that impact, both for the volunteers themselves and for Moorfields and the wider NHS.”

The programme has also provided positive benefits to staff at the trust, with 96% of staff surveyed saying volunteers improve their working life, and 91% agreeing that volunteers help to improve the quality of the service. “Their support allows my team and I to deliver a much higher level of service,” said one staff member.

# Being a governor at Moorfields



Andrew Clarke

Moorfields patient Andrew Clarke is in his second year as a governor at Moorfields. Here, he gives an insight into his role and why it is rewarding to be part of the governing body of a hospital.

“I became a governor because I was a patient of Moorfields in Bedford. I read about being a governor whilst waiting for tests at one of my appointments. You don’t need to be a patient to become a governor – you just need to have an interest in healthcare and want to support the work of Moorfields.

“Being a governor of an NHS trust is interesting and can be a varied role. You are part of a larger group of governors (there are more than 20 Moorfields governors) who make up the Membership Council.

“Whilst voluntary, it is an important role within

the trust. You can get involved as much as you want to and join many different Membership Council committees. Committees help shape the strategic direction of Moorfields, supporting the patients, non-executive directors, and main board.

“The council meet regularly through the year, both in person and virtually, with a wide range of people from varying backgrounds, all coming together to help the interests of all Moorfields patients and the trust. They are a great team, and it is an interesting role. The most rewarding part for me so far has been taking part in Members’ Weeks, where we visit sites and talk to staff and patients to get their feedback on how Moorfields is doing and what they would like to see changed or improved.”

“**The most rewarding part for me so far has been taking part in Members’ Weeks, where we visit sites and talk to staff and patients to get their feedback on how Moorfields is doing and what they would like to see changed or improved.**”



## How to become a governor

If you would like to express your interest in becoming a governor of Moorfields, please email [moorfields.foundation@nhs.net](mailto:moorfields.foundation@nhs.net)



## Become a member

If you are keen to explore other ways to support Moorfields, you can join us as a member.

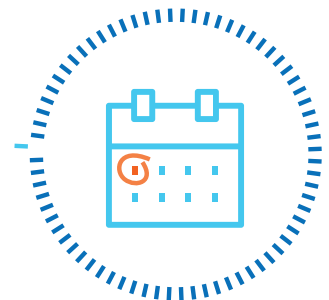
Membership is free and all members have a say in how the trust develops, giving the community and our patients the opportunity to shape the future of the services we provide.

To become a member, contact [moorfields.foundation@nhs.net](mailto:moorfields.foundation@nhs.net)

## Dates for your diary 2024

### Board of directors

6 June  
25 July



### Membership council

6 June  
3 September

Please email [moorfields.foundation@nhs.net](mailto:moorfields.foundation@nhs.net) to attend (via Microsoft Teams).

## **C O N T A C T U S**

### **Moorfields Eye Hospital NHS Foundation Trust**

162 City Road, London EC1V 2PD

Tel 020 7253 3411

Web [moorfields.nhs.uk](http://moorfields.nhs.uk)

#### **Follow us on**

 @MoorfieldsEyeHospital

 @Moorfields

 @moorfieldsnhs

### **Moorfields Private Outpatient Centre**

9-11 Bath Street, London EC1V 9LF

### **Moorfields Private Admissions and Refractive Suite**

Fourth Floor, 162 City Road, London EC1V 2PD

Tel 020 7566 2803

Email [enquiries@moorfieldsprivate.co.uk](mailto:enquiries@moorfieldsprivate.co.uk)

#### **Follow us on**

 @MoorfieldsPrivate

 @Moorfields\_pvt

### **Moorfields Eye Charity**

162 City Road, London EC1V 2PD

Tel 020 7566 2565

Email [moorfields.eyecharity@nhs.net](mailto:moorfields.eyecharity@nhs.net)

#### **Follow us on**

 @MoorfieldsEyeCharityLondon

 @EyeCharity

 @Moorfields\_eye\_charity

### **Friends of Moorfields**

162 City Road, London EC1V 2PD

Tel 020 7251 1240

Email [friends@moorfields.nhs.uk](mailto:friends@moorfields.nhs.uk)

#### **Follow us on**

 @FriendsofMoorfields

 @MoorfieldFriend

 @Friendsofmoorfields

---

To receive this publication in an alternative format, or to ask to receive it regularly, please contact [moorfields.foundation@nhs.net](mailto:moorfields.foundation@nhs.net).

---